



No. 111/2026/CV-HAGL

(Re: Explanation of the business results of consolidated FS Quarter I/2026)

Gia Lai, 29 April 2026

To: - The State Securities Commission
- Ho Chi Minh Stock Exchange

Hoang Anh Gia Lai Joint Stock Company (“the Company”) and subsidiaries (“the Group”) (Stock code: HAG) would like to explain the fluctuations in business results in the consolidated financial statements for Quarter I/2026 as follows:

Unit: VND billion

Item	Consolidated FS Quarter I/2026	Consolidated FS Quarter I/2025	Fluctuation
Profit after corporate income tax	1,173	360	812

Main fluctuations are as follows:

- Gross profit increased by VND 61 billion compared to the same period in 2025, primarily due to a rise in gross profit from the banana business operations.
- Financial profit increased by VND 733 billion compared to the same period in 2025, primarily driven by the remission of bond interest.
- Selling expenses and general and administrative expenses decreased by VND 19 billion compared to the same period in 2025.

No significant movements in other sectors are recorded.

Above is the Company’s explanation of the consolidated financial statements of Quarter I/2026.

Regards,

Recipients:

- As above;
- Archived at Filing and Planning and Investment Department.

HOANG ANH GIA LAI JOINT STOCK COMPANY
GENERAL DIRECTOR



NGUYEN XUAN THANG



HAGL Group

Hoang Anh Gia Lai Joint Stock Company

Interim consolidated financial statements

Quarter I/2026



Hoang Anh Gia Lai Joint Stock Company

CONTENTS

	<i>Pages</i>
INTERIM CONSOLIDATED FINANCIAL STATEMENTS	
Interim consolidated statement of financial position	1 - 3
Interim consolidated income statement	4 - 5
Interim consolidated cash flow statement	6 - 7
Notes to the interim consolidated financial statements	8 - 46

199
C
C
OAI
GI
NH

INTERIM CONSOLIDATED STATEMENT OF FINANCIAL POSITION

As at 31 March 2026

VND'000

Code	ASSETS	Notes	31 March 2026	31 December 2025 (reclassified)
100	A. CURRENT ASSETS		7,791,489,032	8,214,620,896
110	I. Cash	4	332,445,818	679,528,813
111	1. Cash		332,445,818	679,528,813
120	II. Short-term financial investments		4,450,816,173	4,663,662,678
123	1. Short-term held-to-maturity investments	7	4,157,258,868	4,383,588,965
125	2. Other short-term investments	8	293,557,305	280,073,713
130	III. Current accounts receivable		2,108,811,048	2,101,267,368
131	1. Short-term trade receivables	5	1,307,642,179	1,278,907,815
132	2. Short-term advances to suppliers	6	221,799,747	186,169,316
135	3. Other short-term receivables	9	623,055,023	679,871,345
136	4. Provision for short-term doubtful receivables		(43,685,901)	(43,681,108)
140	IV. Inventories	10	213,659,504	207,075,738
141	1. Inventories		216,001,079	209,417,313
142	2. Provision for obsolete inventories		(2,341,575)	(2,341,575)
150	V. Current biological assets	15	621,977,356	485,238,583
151	1. Short-term consumable biological livestock		55,694,398	34,499,693
152	2. Seasonal crops		566,282,958	450,738,890
160	VI. Other current assets		63,779,133	77,847,716
161	1. Short-term prepaid expenses	19	24,953,578	46,826,287
162	2. Value-added tax deductible		35,530,091	27,600,604
163	3. Tax and other receivables from the State		3,295,464	3,420,825
200	B. NON-CURRENT ASSETS		18,431,819,652	18,167,007,600
210	I. Long-term receivables		25,965,874	12,995,498
215	1. Other long-term receivables	9	25,965,874	12,995,498
220	II. Fixed assets		8,475,588,586	8,472,660,629
221	1. Tangible fixed assets	11	7,906,411,256	7,899,661,541
222	Cost		10,624,200,467	10,415,911,001
223	Accumulated depreciation		(2,717,789,211)	(2,516,249,460)
227	2. Intangible fixed assets	12	569,177,330	572,999,088
228	Cost		627,337,880	627,337,880
229	Accumulated amortisation		(58,160,550)	(54,338,792)

377
GT'
HAI
A
LAI
IAI

INTERIM CONSOLIDATED STATEMENT OF FINANCIAL POSITION (continued)
As at 31 March 2026

VND'000

Code	ASSETS	Notes	31 March 2026	31 December 2025 (reclassified)
230	III. Non-current biological assets		183,342,765	121,784,151
231	1. Bearer biological livestock		165,069,225	94,737,162
232	a) Immature bearer biological livestock	15	147,138,632	82,318,108
233	b) Mature bearer biological livestock	14	17,930,593	12,419,054
234	- Cost		19,487,147	13,429,883
235	- Accumulated depreciation		(1,556,554)	(1,010,829)
237	2. Long-term consumable biological livestock	15	18,273,540	27,046,989
240	IV. Investment propertie	13	48,165,474	48,802,868
241	1. Cost		63,456,715	63,456,715
242	2. Accumulated depreciation		(15,291,241)	(14,653,847)
250	V. Long-term assets in progress		9,069,877,285	8,438,718,300
252	1. Construction in progress	16	9,069,877,285	8,438,718,300
260	VI. Long-term investments	18	114,653,542	554,395,592
262	1. Investment in associates		-	6,145,591
263	2. Investment in other entities		8,530,041	917,550,007
264	3. Provision for long-term investments		(8,530,041)	(369,300,006)
265	4. Long-term held-to-maturity investments		114,653,542	-
270	VII. Other long-term assets		514,226,126	517,650,562
271	1. Long-term prepaid expenses	19	514,226,126	517,650,562
280	TOTAL ASSETS		26,223,308,684	26,381,628,496



INTERIM CONSOLIDATED STATEMENT OF FINANCIAL POSITION (continued)


As at 31 March 2026

VND'000

Code	RESOURCES	Notes	31 March 2026	31 December 2025 (reclassified)
300	C. LIABILITIES		10,261,779,313	12,199,029,738
310	I. Current liabilities		8,372,533,538	10,119,380,225
311	1. Short-term trade payables	20	927,571,539	910,110,263
312	2. Short-term advances from customers	21	217,751,314	231,479,406
314	4. Statutory obligations	22	3,093,593	22,598,862
315	5. Payables to employees		52,083,827	81,623,563
316	6. Short-term accrued expenses	23	250,037,319	2,282,987,444
320	7. Other short-term payables	24	1,550,866,006	118,739,261
321	8. Short-term loans	25	5,371,026,430	6,471,737,916
323	9. Bonus and welfare funds		103,510	103,510
330	II. Non-current liabilities		1,889,245,775	2,079,649,513
334	1. Long-term accrued expenses	23	38,372,326	36,329,134
338	2. Other long-term payables	24	42,925,336	222,748,074
339	3. Long-term loans	25	1,427,132,731	1,429,800,331
342	4. Deferred tax liabilities	32.2	375,450,548	385,407,140
343	5. Long-term provisions		5,364,834	5,364,834
400	D. OWNERS' EQUITY		15,961,529,371	14,182,598,758
411	1. Share capital	26.1	12,674,679,470	12,674,679,470
411a	- Shares with voting rights		12,674,679,470	12,674,679,470
412	2. Share premium	26.1	408,450,000	408,450,000
415	3. Treasury shares	26.1	(686,640)	(686,640)
417	4. Foreign exchange differences	26.1	(1,006,557,550)	(1,263,592,326)
420	5. Accumulated profit	26.1	2,663,129,164	1,392,652,658
420a	- Accumulated profits (losses) by the end of prior period		1,537,565,657	(730,156,114)
420b	- Undistributed earnings of current period		1,125,563,507	2,122,808,772
429	6. Non-controlling interests		1,222,514,927	971,095,596
440	TOTAL LIABILITIES AND OWNERS' EQUITY		26,223,308,684	26,381,628,496


Pham Thi Thu Ha
Preparer

29 April 2026


Le Truong Y Tram
Chief Accountant


Nguyen Xuan Thang
General Director

Hoang Anh Gia Lai Joint Stock Company

B02a-DN/HN

INTERIM CONSOLIDATED INCOME STATEMENT Quarter I/2026

VND'000

Code	ITEMS	Notes	Quarter I		Accumulated from the beginning of the period	
			Current period	Previous period	Current period	Previous period
01	1. Revenue from sale of goods and rendering of services	27.1	1,806,182,972	1,390,061,943	1,806,182,972	1,390,061,943
02	2. Deductions	27.1	(22,110,675)	(10,305,819)	(22,110,675)	(10,305,819)
10	3. Net revenues from sale of goods and rendering of services	27.1	1,784,072,297	1,379,756,124	1,784,072,297	1,379,756,124
11	4. Costs of goods sold and rendering of services	28	(1,158,281,580)	(815,296,830)	(1,158,281,580)	(815,296,830)
20	5. Gross profit from sale of goods and rendering of services		625,790,717	564,459,294	625,790,717	564,459,294
22	6. Finance income	27.2	106,185,653	58,093,372	106,185,653	58,093,372
23	7. Finance expenses	29	576,523,827	(108,753,686)	576,523,827	(108,753,686)
24	<i>In which: Borrowing expenses</i>		582,851,166	(142,662,376)	582,851,166	(142,662,376)
25	8. Selling expenses	30	(83,697,439)	(110,050,051)	(83,697,439)	(110,050,051)
26	9. General and administrative expenses	30	(43,992,413)	(36,486,579)	(43,992,413)	(36,486,579)
30	10. Operating profit		1,180,810,345	367,262,350	1,180,810,345	367,262,350
31	11. Other income	31	16,075,678	5,903,598	16,075,678	5,903,598
32	12. Other expenses	31	(34,178,791)	(14,660,891)	(34,178,791)	(14,660,891)
40	13. Other loss	31	(18,103,113)	(8,757,293)	(18,103,113)	(8,757,293)

Hoang Anh Gia Lai Joint Stock Company

B02a-DN/HN

INTERIM CONSOLIDATED INCOME STATEMENT (continued)
Quarter 1/2026

VND'000

Code	ITEMS	Notes	Quarter 1		Accumulated from the beginning of the period	
			Current period	Previous period	Current period	Previous period
			50	14. Accounting profit before tax	1,162,707,232	358,505,057
52	15. Deferred tax income	9,956,592	1,907,027	9,956,592	1,907,027	
60	16. Net profit after tax	1,172,663,824	360,412,084	1,172,663,824	360,412,084	
61	17. Net profit after tax attributable to shareholders of the parent		1,125,563,507	1,125,563,507	340,703,653	
62	18. Net profit after tax attributable to the non-controlling interests		47,100,317	19,708,431	47,100,317	
70	19. Basic earnings per share (VND)		888	269	888	
71	20. Diluted earnings per share (VND)		888	269	888	



Pham Thi Thu Ha
Preparer

29 April 2026



Le Truong Y Tram
Chief Accountant



Nguyen Xuan Thang
General Director

INTERIM CONSOLIDATED CASH FLOW STATEMENT

Quarter I/2026

VND'000

Code	ITEMS	Notes	Accumulated from the beginning of the period	
			Current period	Previous period
	I. CASH FLOWS FROM OPERATING ACTIVITIES			
01	Accounting profit before tax		1,162,707,232	358,505,057
	<i>Adjustments for:</i>			
02	Depreciation and amortisation		182,331,379	77,088,747
03	Reversal of provisions		(360,765,172)	(45,685,473)
04	Unrealised foreign exchange loss (profit)		4,097,429	(5,923,785)
05	Profits from investing activities		(87,100,754)	(34,554,094)
06	Borrowing expenses	29	(582,851,166)	142,662,376
08	Operating profit before changes in working capital		318,418,948	492,092,828
09	Decrease (increase) in receivables		561,566,106	(532,710,069)
10	Increase in inventories		(584,727,787)	(209,961,182)
11	Increase in payables		404,358,341	207,908,333
12	Decrease (increase) in prepaid expenses		22,415,227	(42,507,124)
14	Interest paid		(576,690,908)	(101,136,601)
15	Corporate income tax paid	32.1	-	(37,667)
17	Other cash outflows for operating activities		(768,000)	(768,000)
20	Net cash flows from (used in) operating activities		144,571,927	(187,119,482)
	II. CASH FLOWS FROM INVESTING ACTIVITIES			
21	Purchase and construction of fixed assets and other assets		(449,256,884)	(175,290,183)
22	Proceeds from disposals of fixed assets and other assets		5,476,440	3,953,036
23	Loans to other entities		(572,714,089)	(18,529,323)
24	Collections from borrowers		523,116,076	2,100,000
25	Payments for investments in other entities		(13,483,592)	(5,000,000)
26	Proceeds from disposal of investments in other entities		943,937,571	-
27	Interest and dividends received		178,789,508	20,038,706
30	Net cash flows from (used in) investing activities		615,865,030	(172,727,764)



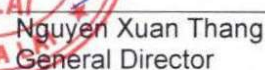
INTERIM CONSOLIDATED CASH FLOW STATEMENT (continued)
Quarter I/2026

VND'000

Code	ITEMS	Notes	Accumulated from the beginning of the period	
			Current period	Previous period
	III. CASH FLOWS FROM FINANCING ACTIVITIES			
33	Borrowings received		3,016,395,196	1,979,025,223
34	Borrowings repaid		(4,123,915,148)	(1,453,296,904)
40	Net cash flows (used in) from financing activities		(1,107,519,952)	525,728,319
50	Net increase in cash for the period		(347,082,995)	165,881,073
60	Cash at the beginning of the period	4	679,528,813	149,708,825
70	Cash at the end of the period	4	332,445,818	315,589,898


Pham Thi Thu Ha
Preparer

29 April 2026


Le Truong Y Tram
Chief Accountant


Nguyen Xuan Thang
General Director

NOTE TO THE INTERIM CONSOLIDATED FINANCIAL STATEMENTS
Quarter I/2026**1. COMPANY INFORMATION**

Hoang Anh Gia Lai Joint Stock Company ("the Company") is incorporated under the Law on Enterprise of Vietnam pursuant to Business Registration Certificate No. 5900377720 issued by the Department of Finance of Gia Lai Province on 1 June 2006 and subsequent amended Business Registration Certificates.

The Company's shares were listed on the Ho Chi Minh City Stock Exchange ("HOSE") in accordance with Decision No. 124/QD-SGDHCM issued by HOSE on 15 December 2008 with stock code "HAG".

As at 31 March 2026, the Company has six (6) direct subsidiaries, thirteen (13) indirect subsidiaries as disclosed in Note 14 to the interim consolidated financial statements.

The registered principal activities of the Company and its subsidiaries ("the Group") are to provide investment management; trading machineries and tools for cultivation and livestock; agricultural services; mechanics; planting and trading fruits and other plants; breeding and trading pigs; generating and trading seeding; and operating in sport and entertainment activities.

The Company's head office is located at No. 15, Truong Chinh Street, Pleiku Ward, Gia Lai Province, Vietnam.

2. BASIS OF PREPARATION**2.1 Applied accounting standards and system**

The interim consolidated financial statements of the Group expressed in thousands of Vietnam dong ("VND'000"), are prepared in accordance with the Vietnamese Enterprise Accounting System and Vietnamese Accounting Standards issued by the Ministry of Finance as per:

- ▶ Decision No. 149/2001/QD-BTC dated 31 December 2001 on the Issuance and Promulgation of Four Vietnamese Accounting Standards (Series 1);
- ▶ Decision No. 165/2002/QD-BTC dated 31 December 2002 on the Issuance and Promulgation of Six Vietnamese Accounting Standards (Series 2);
- ▶ Decision No. 234/2003/QD-BTC dated 30 December 2003 on the Issuance and Promulgation of Six Vietnamese Accounting Standards (Series 3);
- ▶ Decision No. 12/2005/QD-BTC dated 15 February 2005 on the Issuance and Promulgation of Six Vietnamese Accounting Standards (Series 4); and
- ▶ Decision No. 100/2005/QD-BTC dated 28 December 2005 on the Issuance and Promulgation of Four Vietnamese Accounting Standards (Series 5).

Accordingly, the accompanying interim consolidated financial statements, including their utilisation are not designed for those who are not informed about Vietnam's accounting principles, procedures and practices and furthermore are not intended to present the financial position and results of operations and cash flows in accordance with accounting principles and practices generally accepted in countries other than Vietnam.

2.2 Applied accounting documentation system

The Group's applied accounting documentation system is the General Journal system.



NOTE TO THE INTERIM CONSOLIDATED FINANCIAL STATEMENTS (continued)
Quarter I/2026**2. BASIS OF PREPARATION** (continued)**2.3 Fiscal year**

The Group's fiscal year applicable for the preparation of its consolidated financial statements starts on 1 January and ends on 31 December.

These interim consolidated financial statements for Quarter I/2026 are prepared for the period from 1 January 2026 to 31 March 2026.

2.4 Accounting currency

The Group's accounting currency is VND. The Group's interim consolidated financial statements are prepared in thousands of Vietnam Dong ("VND'000").

2.5 Basis of consolidation

The Group's interim consolidated financial statements comprise the financial statements of the Company and its subsidiaries for the period ended 31 March 2026.

The financial statements of subsidiaries are prepared for the same reporting period as the parent company, using consistent accounting policies.

All intra-company balances, income and expenses and unrealized gains or losses result from intra-company transactions are eliminated in full.

Non-controlling interests represent the portion of profit or loss and net assets not held by the Group and are presented separately in the interim consolidated income statement and within equity in the interim consolidated financial statements, separately from parent shareholders' equity.

The subsidiaries are consolidated from the date of acquisition, being the date on which the Group obtains control and continued to be consolidated until the date that such control ceases. Where there is a loss of control over the subsidiaries, the interim consolidated financial statements still include results for the period of the reporting period during which the Group has control.

Impact of change in the ownership interest of a subsidiary, without a loss of control, is recorded in accumulated losses.

3. SUMMARY OF SIGNIFICANT ACCOUNTING POLICIES**3.1 Changes in accounting policies and disclosures**

The accounting policies of the Company that used for the consolidated financial statements have been applied consistently with those followed in the preparation of the Company's consolidated financial statements for the year ended 31 December 2025 except for the change in the accounting policy in relation to the following:

Circular No. 99/2025/TT-BTC providing guidance on enterprise accounting system

On 27 October 2025, the Ministry of Finance issued the Circular No. 99/2014/TT-BTC providing guidance on enterprise accounting system ("Circular 99") replacing Decision No. 200/2014/TT-BTC dated 22 December 2014 ("Circular 200"). Circular 99 is effective for the financial year beginning on or after 1 January 2026.

The effects of the change in accounting policies in accordance with Circular 99 to the Company are applied on a prospective basis as Circular 99 does not required for retrospective application. The Company also reclassifies certain corresponding figures of prior year following the presentation of the current year's consolidated financial statements in accordance with Circular 99 as disclosed in Note 34.

3.2 Cash

Cash comprises cash on hand, cash in banks and cash in transit.

NOTE TO THE INTERIM CONSOLIDATED FINANCIAL STATEMENTS (continued)
Quarter I/2026**3. SUMMARY OF SIGNIFICANT ACCOUNTING POLICIES (continued)****3.3 Held-to-maturity investments**

Held-to-maturity investments are recognized at cost, including: loans and other financial instruments of a similar nature. The Group monitors each investment in detail by issuer, maturity, and currency, and classifies these investments as current assets or non-current assets based on their remaining maturity as of the end of the accounting period.

Interest income from held-to-maturity investments is recognized in financial income on an accrual basis, in accordance with the holding period and the effective interest rate of each investment.

At the end of the period, held-to-maturity investments denominated in foreign currencies are revalued at the closing exchange rate. Any resulting exchange rate differences are recognized as financial income or financial expenses during the period.

The Group recognizes an allowance for impairment losses on held-to-maturity investments when there is objective evidence that the investment's value has been impaired. The amount of the allowance is determined as the difference between the carrying amount of the investment and its estimated recoverable amount as of the interim financial reporting date. The provision expense is recorded in financial expenses; when the cause of the impairment no longer exists, the Group reverses the corresponding provision and credits (reduces) the financial expenses.

When an investment reaches maturity or is liquidated prematurely, the Group derecognizes the investment and records a gain or loss calculated as the difference between the net proceeds and the carrying amount (net of any impairment allowance, if any) at the time of disposal.

3.4 Receivables

Receivables are presented in the interim consolidated financial statements at the carrying amounts due from customers and other debtors, after provision for doubtful debts.

The provision for doubtful debts represents amounts of outstanding receivables at the interim consolidated statement of financial position date which are doubtful of being recovered. Increases or decreases to the provision balance are recorded as general and administrative expense in the interim consolidated income statement. When bad debts are determined as unrecoverable and accountant writes off those bad debts, the differences between the provision for doubtful receivables previously made and historical cost of receivables are included in the interim consolidated income statement.

3.5 Inventories

Inventories are measured at their historical costs. The cost of inventories comprises costs of purchase, costs of conversion (including raw materials, direct labor cost, other directly related cost, manufacturing general overheads allocated based on the normal operating capacity) incurred in bringing the inventories to their present location and condition.

In case the net realizable value is lower than the original price, it must be calculated according to the net realizable value.

Net realisable value ("NRV") represents the estimated selling price in the ordinary course of business less the estimated costs to complete and the estimated costs necessary to make the sale.

The perpetual method is used to record inventories, which are valued as follows:

Raw and construction materials, tools and supplies and merchandise goods	-	cost of purchase on a weighted average basis.
Finished goods and work-in-process	-	cost of finished goods on a weighted average basis.



NOTE TO THE INTERIM CONSOLIDATED FINANCIAL STATEMENTS (continued)
Quarter I/2026**3. SUMMARY OF SIGNIFICANT ACCOUNTING POLICIES (continued)****3.5 Inventories (continued)***Provision for obsolete inventories*

An inventory provision is made for the estimated loss arising due to the impairment of value (through diminution, damage, obsolescence, etc.) of raw materials, finished goods, and other inventories owned by the Group, based on appropriate evidence of impairment available at the interim consolidated statement of financial position date.

Increases or decreases to the provision balance are recorded into the cost of goods sold account in the interim consolidated income statement. When inventories are expired, obsolescence, damage or become useless, the difference between the provision previously made and the historical cost of inventories are included in the interim consolidated income statement.

3.6 Tangible fixed assets

Tangible fixed assets are stated at cost less accumulated depreciation.

The cost of a tangible fixed asset comprises its purchase price and any directly attributable costs of bringing the tangible fixed asset to working condition for its intended use.

Expenditures for additions, improvements and renewals are added to the carrying amount of the assets and expenditures for maintenance and repairs are charged to the interim consolidated income statement as incurred.

When tangible fixed assets are sold or retired, any gain or loss resulting from their disposal (the difference between the net disposal proceeds and the carrying amount) is included in the interim consolidated income statement.

3.7 Intangible fixed assets

Intangible fixed assets are stated at cost less accumulated amortisation.

The cost of an intangible fixed asset comprises its purchase price and any directly attributable costs of preparing the intangible fixed asset for its intended use.

Expenditures for additions, improvements are added to the carrying amount of the assets and other expenditures are charged to the interim consolidated income statement as incurred.

When intangible fixed assets are sold or retired, any gain or loss resulting from their disposal (the difference between the net disposal proceeds and the carrying amount) is included in the interim consolidated income statement.

Land use rights

The advance payment for land rental, of which the land lease contracts have effectiveness prior to 2003 and Land use right certificate being issued, are recorded as intangible asset according to Circular No. 45/2013/TT-BTC issued by the Ministry of Finance on 25 April 2013 guiding the management, use and depreciation of fixed assets. The costs of land use rights comprise all directly attributable costs of bringing the land to the condition available for use.

Computer software

Computer software which is not an integral part of hardware is recorded as intangible fixed asset and amortized over the term of benefits.



NOTE TO THE INTERIM CONSOLIDATED FINANCIAL STATEMENTS (continued)
Quarter I/2026**3. SUMMARY OF SIGNIFICANT ACCOUNTING POLICIES (continued)****3.8 Depreciation and amortization**

Depreciation of tangible fixed assets and amortization of intangible assets are calculated on a straight-line basis over the estimated useful life of each asset as follows:

Buildings and structures	5 - 50 years
Machinery and equipment	3 - 20 years
Means of transport and transmission	6 - 25 years
Office equipment	3 - 10 years
Plantations	20 years
Land use rights	20 years
Computer software	5 - 8 years
Other assets	8 - 15 years

Land use right with indefinite useful life is not amortized.

Depreciation of plantations

Management estimated the condition to record plantations as fixed assets and start to depreciate when the rate of producing has reached 50 percent of the plantation from harvesting year.

- (i) Depreciation of banana plantations are calculated on a straight-line basis, depreciation period is twenty (20) years.
- (ii) Depreciation of durian fruit plantations are on a straight-line basis, depreciation period is twenty five (25) years.
- (iii) Depreciation of mulberry leaves plantations are on a straight-line basis, depreciation period is twenty (20) years.

3.9 Investment properties

Investment properties are stated at cost including transaction costs less accumulated depreciation and/or amortisation.

Subsequent expenditure relating to an investment property that has already been recognized is added to the net book value of the investment property when it is probable that future economic benefits, in excess of the originally assessed standard of performance of the existing investment property, will flow to the Group.

Depreciation of investment properties are calculated on a straight-line basis over the estimated useful life of each asset as follows:

Buildings and structures	30 years
Land use right	36 - 43 years

Investment properties are derecognized in the interim consolidated statement of financial position when either they have been disposed of or when the investment properties are permanently withdrawn from use and no future economic benefit is expected from its disposal.

Transfers are made to investment properties when, and only when, there is a change in use, evidenced by ending of owner-occupation, commencement of an operating lease to another party or ending of construction or development. Transfers are made from investment properties when, and only when, there is change in use, evidenced by commencement of owner-occupation or commencement of development with a view to sale. The transfer from investment property to owner-occupied property or inventories does not change the cost or the carrying value of the property for subsequent accounting at the date of change in use.

NOTE TO THE INTERIM CONSOLIDATED FINANCIAL STATEMENTS (continued)
Quarter I/2026

3. SUMMARY OF SIGNIFICANT ACCOUNTING POLICIES (continued)

3.10 Biological Assets

Biological assets are recognized at cost and are assessed for impairment when there are indications of a decline in value. Any differences arising from the revaluation of biological assets are recorded as other income or other expenses during the period.

Direct costs associated with the formation, husbandry, and development of biological assets before they reach their ready-to-harvest state are capitalized into the carrying amount of the biological assets. Costs incurred after the biological assets have reached the ready-to-harvest state are recognized as production and operating expenses in the period.

The Group recognizes an allowance for impairment of biological assets when there is objective evidence of a decline in value. The allowance is determined as the difference between the carrying amount and the estimated recoverable amount at the date of the interim consolidated statement of financial position. The impairment loss is recorded in other expenses; when the cause of the impairment no longer exists, the Group reverses the corresponding provision and credits (reduces) the expenses in the period.

For biological assets that are breeding livestock with a long-term useful life, the Group applies depreciation or amortization over their estimated useful lives, consistent with their biological characteristics and potential to generate future economic benefits. The straight-line method is applied specifically as follows.

Breeding Pigs (Parents)	5 years
-------------------------	---------

Current biological assets are not subject to depreciation.

3.11 Construction in progress

Construction in progress represents costs attributable directly to the construction of the Group's buildings, plantations which have not yet been completed as at the date of these interim consolidated statement of financial position.

Building and structures

Includes costs directly related to the construction of the Group's factories, offices and structures such as construction costs, survey costs, design and other related costs.

Plantation costs

Plantation costs include directly attributable to the orchards and other plantations such as survey, land compensation, land clearance, seeds, fertilizer, transportation costs of seeds and other materials, workers' wages, building roads and fences, fire prevention and security guards, anti-botanic drugs and other related costs.

Livestock project

Includes costs directly related to the development livestock project.

3.12 Leased assets

The determination of whether an arrangement is, or contains a lease is based on the substance of the arrangement at inception date and requires an assessment of whether the fulfilment of the arrangement is dependent on the use of a specific asset and the arrangement conveys a land use right the asset.

Where the Group is the lessee

Rentals under operating leases are charged to the interim consolidated income statement on a straight-line basis over the term of the lease.

72
Y
.N
AN
AI
AT

NOTE TO THE INTERIM CONSOLIDATED FINANCIAL STATEMENTS (continued)
Quarter I/2026**3. SUMMARY OF SIGNIFICANT ACCOUNTING POLICIES (continued)****3.12 Leased assets (continued)**

Where the Group is the lessor

Assets subject to operating leases are included as the Group's investment properties in the interim consolidated statement of financial position. Initial direct costs incurred in negotiating an operating lease are recognised in the interim consolidated income statement as incurred. Lease income is recognised in the interim consolidated income statement on a straight-line basis over the lease term.

In case of long-term lease, lease income is recognised in the interim consolidated income statement on a one-time recognition of the entire amount received in advance when the conditions are met in accordance with Circular 200/2014/TT-BTC.

3.13 Borrowing costs

Borrowing costs consist of interest and other costs that an entity incurs in connection with the borrowing of funds.

Borrowing costs are recorded as expense during the period in which they are incurred, except to the extent that they are capitalised as explained in the following paragraph.

Borrowing costs that are directly attributable to the acquisition, construction or production of a particular asset are capitalised as part of the cost of that asset. Capitalisation of borrowing costs is suspended during the periods in which active development of the asset is interrupted unless such interruption is considered necessary. Capitalisation of borrowing costs is ceased when substantially all the activities necessary to prepare the qualifying asset for its intended use or sale are complete.

3.14 Prepaid expenses

Prepaid expenses are reported as short-term and long-term prepaid expenses on the interim consolidated statement of financial position which mainly includes cost of tools and supplies, prepaid office rentals and land rentals, fruit plantations, land reclamation, costs of training footballers, and other costs. They are amortized over the period for which the amounts are paid or the period in which economic benefits are generated in relation to these expenses.

- ▶ Prepaid land and office rentals are amortized over the lease year;
- ▶ Tools and consumables with large value issued into production and can be used for more than one year, amortized no more than three (3) years and recognized in the interim consolidated income statement;
- ▶ Fruit, other plantations, exploitation cost include: seed, land preparation, planting and caring costs. The costs are amortised over the lifetime of these trees. Land preparation and planting costs are amortised over the period, in which economic benefits are generated in connection to the costs incurred; and
- ▶ Livestock project cost.



3. SUMMARY OF SIGNIFICANT ACCOUNTING POLICIES (continued)**3.15 Business combinations and goodwill**

Business combinations are accounted for using the purchase method. The cost of a business combination is measured as the fair value of assets given, equity instruments issued and liabilities incurred or assumed at the date of exchange plus any costs directly attributable to the business combination. Identifiable assets and liabilities and contingent liabilities assumed in a business combination are measured initially at fair values at the date of business combination.

Goodwill acquired in a business combination is initially measured at cost being the excess of the cost the business combination over the Group's interest in the net fair value of the acquiree's identifiable assets, liabilities and contingent liabilities. If the cost of a business combination is less than the fair value of the net assets of the subsidiary acquired, the difference is recognized directly in the interim consolidated income statement. After initial recognition, goodwill is measured at cost less any accumulated amortization. Goodwill is amortized over ten (10) year period on a straight-line basis. The parent company conducts the periodical review for impairment of goodwill of investment in subsidiaries. If there are indicators of impairment loss incurred is higher than the periodically allocated amount of goodwill on the straight-line basis, the higher amount will be recorded in the interim consolidated income statement.

When the Company acquires the non-controlling interests of a subsidiary, the difference between the cost of acquisition and the carrying amount of the non-controlling interest is reflected in undistributed earnings in the interim consolidated statement of financial position.

When the parent company partly disposed its ownership interest in subsidiaries and recognized the results of disposal in the undistributed earnings/ (accumulated losses) on the interim consolidated statement of financial position in the past, then partly disposed an additional ownership interest which lead to loss of control in those subsidiaries, the parent company transferred the gains/(losses) previously recognized in the undistributed earnings/ (accumulated losses) into the interim consolidated income.

3.16 Assets acquisitions and business combinations

The Group acquires subsidiaries that own assets and production activities. At the date of acquisition, the Group considers whether the acquisition represents the acquisition of a business. The Group accounts for an acquisition as a business combination where an integrated set of activities is acquired in addition to the assets.

When the acquisition of subsidiaries does not represent a business combination, it is accounted for as an acquisition of a group of assets and liabilities. The cost of the acquisition is allocated to the assets and liabilities acquired based upon their relative fair values, and no goodwill or deferred tax is recognised.

3. SUMMARY OF SIGNIFICANT ACCOUNTING POLICIES (continued)**3.17 Investments***Investments in associates*

The Group's investment in associates is accounted for using the equity method of accounting. An associate is an entity in which the Group has significant influence that are neither subsidiaries nor joint ventures. The Group generally deems they have significant influence if they have over 20% of the voting rights.

Under the equity method, the investment is carried in the interim consolidated statement of financial position at cost plus post acquisition changes in the Group's share of net assets of the associates. Goodwill arising on acquisition of associates is included in the carrying amount of investment. The interim consolidated income statement reflects the share of the post-acquisition results of operation of the associate.

The share of post-acquisition profit/(loss) of the associates is presented on the face of the interim consolidated income statement and its share of post-acquisition movements in reserves is recognized in reserves. The cumulative post-acquisition movements are adjusted against the carrying amount of the investment. Dividend/profit sharing receivable from associates reduces the carrying amount of the investment.

The financial statements of associates are prepared for the same reporting period and use the same accounting policies as the Group. Where necessary, adjustments are made to bring the accounting policies in line with those of the Group.

Investments in other entities

Investments in another entity are stated at their acquisition costs.

Provision for diminution in value of investments

Provision for diminution in value of investments is made when there are reliable evidences of the diminution in value of those investments at the interim consolidated financial statements date.

Increases and decreases to the provision balance are recorded as finance expenses in the interim consolidated income statement.

3.18 Payables and accruals

Payables and accruals are recognized for amounts to be paid in the future for goods and services received, whether or not billed to the Group.

3.19 Provisions

Provisions are recognised when the Group has a present obligation (legal or constructive) as a result of a past event, it is probable that an outflow of resources embodying economic benefits will be required to settle the obligation and a reliable estimate can be made of the amount of the obligation.



NOTE TO THE INTERIM CONSOLIDATED FINANCIAL STATEMENTS (continued)
Quarter I/2026**3. SUMMARY OF SIGNIFICANT ACCOUNTING POLICIES** (continued)**3.20 Earnings per share**

Basic earnings per share amounts are calculated by dividing net profit after tax for the period attributable to ordinary shareholders of the Group after appropriation to bonus and welfare fund (if any) by the weighted average number of ordinary shares outstanding during the period.

Diluted earnings per share amounts are calculated by dividing the net profit after tax attributable to ordinary equity holders of the Group after appropriation to bonus and welfare fund (if any) and adjusting for interest on the convertible preference shares by the weighted average number of ordinary shares outstanding during the period plus the weighted average number of ordinary shares that would be issued on conversion of all the dilutive potential ordinary shares into ordinary shares.

3.21 Foreign currency transactions

Transactions in currencies other than the Group's reporting currency of VND are recorded at the actual transaction exchange rates at transaction dates which are determined as follows:

- Transactions giving rise to receivables and payables: Recorded at the average of the buying and selling transfer rates of the commercial bank where the Group designates the customer to make payments;
- Transactions for the sale of goods and assets, provision of services, or income related to unearned revenue or transactions involving cash prepayments from buyers: Revenue or income corresponding to the prepaid amount is translated using the actual exchange rate at the time of receiving the prepayment; and
- Payments for assets or expenses without liabilities initially being recognized are recorded at the buying exchange rates of the commercial banks that process these payments.

At the end of the period, monetary balances denominated in foreign currencies are translated at the actual transaction exchange rates at the interim consolidated statement of financial position date which are determined as follows:

- Monetary items classified as assets and liabilities: Revalued at the average of the buying and selling transfer rates of the commercial bank with which the Group frequently transacts; and
- Demand deposits: Recorded at the average of the buying and selling transfer rates of the commercial bank where the deposit accounts are opened.

All foreign exchange differences incurred are taken to the interim consolidated income statement.

372
NG T
PH A
IG A
LA
GIA

NOTE TO THE INTERIM CONSOLIDATED FINANCIAL STATEMENTS (continued)
Quarter I/2026**3. SUMMARY OF SIGNIFICANT ACCOUNTING POLICIES** (continued)**3.21 Foreign currency transactions** (continued)*Conversion of the financial statements of foreign operations*

Conversion of the financial statements of a subsidiary of the Group which maintains its accounting records in other currency rather than the Group's accounting currency of VND for the interim consolidation purpose is as follows:

- Assets and liabilities translated at the average buying and selling transfer rates of the commercial bank with which the Group frequently transacts at the end of the accounting period;
- Owner's equity translated at the actual exchange rates as of the date of the capital contribution;
- Revenue, other income, and expenses translated at the average exchange rates for the accounting period; and
- All foreign exchange differences resulting from conversion of financial statements of the subsidiary for the interim consolidation purpose are taken to the "foreign exchange reserve" on the interim consolidated statement of financial position and charged to the interim consolidated income statement upon the disposal of the investment.

3.22 Equity*Ordinary shares*

Ordinary shares are recognised at issuance price less incremental costs directly attributable to the issue of shares, net of tax effects.

Treasury shares

Own equity instruments which are reacquired (treasury shares) are recognised at cost and deducted from equity. No gain or loss is recognised in profit/loss upon purchase, sale, issue or cancellation of the Group's own equity instruments.

Share premium

Share premium is recognized as the difference between the issue price and the par value of the shares when issued. Direct costs related to the issuance shares are deducted from the share premium.

3.23 Appropriation of net profit

Net profit after tax (excluding negative goodwill arising from a bargain purchase) is available for appropriation to shareholders upon proposal by the Board of Directors and after approval by the shareholders in the annual general meeting, and after making appropriation to reserve funds in accordance with the Company's Charter and Vietnam's regulatory requirements.

The Group maintains the following reserve funds which are appropriated from the Group's net profit after tax as proposed by the Board of Directors and subject to approval by shareholders at the annual general meeting:

▶ *Investment and development fund*

This fund is set aside for use in the Group's expansion of its operation or in-depth investments.

▶ *Bonus and welfare fund*

This fund is set aside for the purpose of common benefits and improvement of the employees' material and spiritual benefits and presented as a liability on interim consolidated statement of financial position.



NOTE TO THE INTERIM CONSOLIDATED FINANCIAL STATEMENTS (continued)
Quarter I/2026

3. SUMMARY OF SIGNIFICANT ACCOUNTING POLICIES (continued)

3.24 Revenue recognition

Revenue is recognized to the extent that it is probable that the economic benefits will flow to the Group and the revenue can be reliably measured, Revenue is measured at the fair value of the consideration received or receivable, excluding trade discount, rebate and sales return, The following specific recognition criteria must also be met before revenue is recognized:

Sale of goods

Revenue is recognized when the significant risks and rewards of ownership of the goods have been passed to the buyer, usually concurring with the transfer of goods.

Rendering of services

Revenue from rendering of services is recognised when service has been rendered.

Interest

Interest is recognized on an accrual basis based on the time and actual interest rate for each period.

Rental income

Rental income arising from operating leases is accounted for on a straight-line over the lease terms of the leases.

Dividend and profit

Dividend and profit are recognised when the Group's entitlement as an investor to receive the dividend/profit is established.

3.25 Taxation

Current income tax

Current income tax assets and liabilities for the current and prior periods are measured at the amount expected to be recovered from or paid to the taxation authorities. The tax rates and tax laws used to compute the amount are those that are enacted as at the interim consolidated statement of financial position date.

Current income tax is charged or credited to the interim consolidated income statement, except when it relates to items recognized directly to equity, in which case the current income tax is also dealt with in equity.

Current income tax assets and liabilities are offset when there is a legally enforceable right for the Group to set off current tax assets against current tax liabilities and when the Group intends to settle its current tax assets and liabilities on a net basis.

Deferred tax

Deferred tax is provided using the liability method on temporary differences at the interim consolidated statement of financial position date between the tax base of assets and liabilities and their carrying amount for financial reporting purposes.



NOTE TO THE INTERIM CONSOLIDATED FINANCIAL STATEMENTS (continued)
Quarter I/2026**3. SUMMARY OF SIGNIFICANT ACCOUNTING POLICIES** (continued)**3.25 Taxation** (continued)*Current income tax* (continued)

Deferred tax liabilities are recognized for all taxable temporary differences, except:

- ▶ where the deferred tax liability arises from the initial recognition of an asset or liability in a transaction which at the time of the related transaction affects neither the accounting profit nor taxable profit or loss; and
- ▶ in respect of taxable temporary differences associated with investments in subsidiaries and associates where timing of the reversal of the temporary difference can be controlled and it is probable that the temporary difference will not reverse in the foreseeable future.

Deferred tax assets are recognized for all deductible temporary differences, carried forward unused tax credit and unused tax losses, to the extent that it is probable that taxable profit will be available against which deductible temporary differences, carried forward unused tax credit and unused tax losses can be utilised, except:

- ▶ where the deferred tax asset in respect of deductible temporary difference which arises from the initial recognition of an asset or liability which at the time of the related transaction, affects neither the accounting profit nor taxable profit or loss; and
- ▶ in respect of deductible temporary differences associated with investments in subsidiaries and associates, deferred tax assets are recognized only to the extent that it is probable that the temporary differences will reverse in the foreseeable future and taxable profit will be available against which the temporary differences can be utilised.

The carrying amount of deferred income tax assets is reviewed at each the interim consolidated statement of financial position date and reduced to the extent that it is no longer probable that sufficient taxable profit will be available to allow all or part of the deferred tax asset to be utilised. Previously unrecognized deferred tax assets are reassessed at each the interim consolidated statement of financial position date and are recognised to the extent that it has become probable that future taxable profit will allow the deferred tax assets to be recovered.

Deferred income tax assets and liabilities are measured at the tax rates that are expected to apply in the period when the asset is realised or the liability is settled based on tax rates and tax laws that have been enacted at the interim consolidated statement of financial position date.

Deferred tax is charged or credited to the interim consolidated income statement, except when it relates to items recognised directly to equity, in which case the deferred tax is also dealt with in the equity account.

Deferred tax assets and liabilities are offset when there is a legally enforceable right for the Group to offset current tax assets against current tax liabilities and when they relate to income taxes levied by the same taxation authority on either the same taxable entity.

3.26 Related parties

Parties are considered to be related parties of the Group if one party has the ability to control the other party or exercise significant influence over the other party in making financial and operating decisions, or when the Group and other party are under common control or under common significant influence. Related parties above can be enterprises or individuals, including close members of their family.

300
CÔNG
CỐ
OÀN
GI
TINH

NOTE TO THE INTERIM CONSOLIDATED FINANCIAL STATEMENTS (continued)
Quarter I/2026**4. CASH**

	VND'000	
	31 March 2026	31 December 2025
Cash on hand	330,078,488	675,501,542
<i>In which:</i>		
- Military Commercial Joint Stock Bank	152,565,360	525,054,875
- Tien Phong Commercial Joint Stock Bank	135,944,541	294,672
- Orient Commercial Joint Stock Bank	19,029,636	106,027,929
- Other banks	22,538,951	44,124,066
Cash in banks	2,268,930	4,027,271
Cash in transit	98,400	-
TOTAL	<u>332,445,818</u>	<u>679,528,813</u>

5. SHORT-TERM TRADE RECEIVABLES

	VND'000	
	31 March 2026	31 December 2025
Receivables from sales of goods and rendering of services	1,296,929,264	1,273,474,926
Receivables from disposal of fixed assets and investment properties, investment liquidation	9,915,845	4,635,819
Others	797,070	797,070
TOTAL	<u>1,307,642,179</u>	<u>1,278,907,815</u>

Included in trade receivables were amounts due from related parties aggregating to VND'000 764,418,972 as at 31 March 2026 (Note 33).

NOTE TO THE INTERIM CONSOLIDATED FINANCIAL STATEMENTS (continued)
Quarter I/2026**6. SHORT-TERM ADVANCE TO SUPPLIERS**

	VND'000	
	31 March 2026	31 December 2025
Advance to contractors for construction and purchase of machineries and equipments	114,528,346	17,899,060
Advances to suppliers of goods and services	107,271,401	164,665,957
Advance to payment for land use right purchase	-	3,604,299
TỔNG CỘNG	<u>221,799,747</u>	<u>186,169,316</u>

Included in advances to suppliers were amounts due to related parties aggregating to VND'000 67,467,979 as at 31 March 2026 (Note 33).

7. HELD-TO-MATURITY INVESTMENTS

	VND'000	
	31 March 2026	31 December 2025
Short-term		
Short-term loans (i)	2,765,219,807	2,820,821,916
Deposit for Business Cooperation Contract	820,000,000	820,000,000
Business Cooperation Contract	450,000,000	482,137,128
Interest income	122,039,061	260,629,921
	<u>4,157,258,868</u>	<u>4,383,588,965</u>
Long-term		
Long-term loans (ii)	114,500,258	-
Interest income	153,284	-
	<u>114,653,542</u>	<u>-</u>
TOTAL	<u>4,271,912,410</u>	<u>4,383,588,965</u>
<i>In which:</i>		
Related parties (Notes 33)	2,414,218,881	2,925,191,129
Other parties	1,743,039,987	1,458,397,836

(i) This represented unsecured loans granted to related parties with maturity dates from April 2026 to December 2026.

(ii) This represented unsecured loans granted to other parties with maturity dates from April 2026 to December 2026.

8. OTHER SHORT-TERM INVESTMENTS

	VND'000	
	31 March 2026	31 December 2025
Business Cooperation Contract	<u>293,557,305</u>	<u>280,073,713</u>

NOTE TO THE INTERIM CONSOLIDATED FINANCIAL STATEMENTS (continued)
Quarter I/2026**9. OTHER RECEIVABLES**

	VND'000	
	31 March 2026	31 December 2025
Short-term		
Lending to other companies, individuals	577,286,040	642,535,919
Advances to employees	30,136,957	25,668,364
Others	15,632,026	11,667,062
	623,055,023	679,871,345
Dài hạn		
Long-term deposits	25,965,874	12,995,498
	25,965,874	12,995,498
TOTAL	649,020,897	692,866,843

Included in other short-term receivables was amount due from related parties aggregating to VND'000 21,546,327 as at 31 March 2026 (Note 33).

10. INVENTORIES

	VND'000	
	31 March 2026	31 December 2025
Work in process	5,075,243	2,820,930
<i>In which:</i>		
<i>Manufacturing and planting activities</i>	4,963,859	2,669,346
<i>Construction contracts</i>	111,384	151,584
Merchandise goods	116,769,198	86,631,972
Raw materials	73,348,541	113,856,293
Finished goods	17,173,239	4,570,356
Tools and supplies	3,634,858	1,537,762
TOTAL	216,001,079	209,417,313
Provision for obsolete inventories	(2,341,575)	(2,341,575)
NET	213,659,504	207,075,738

Hoang Anh Gia Lai Joint Stock Company

B09a-DN/HN

NOTE TO THE INTERIM CONSOLIDATED FINANCIAL STATEMENT (continued)
Quarter II/2026

11. TANGIBLE FIXED ASSETS

	Buildings and structures	Machinery and equipment	Means of transportations	Office equipment	Perennial tress	Total
						VND '000
Cost						
As at 31 December 2025	3,295,112,452	259,729,097	722,942,284	4,446,031	6,133,681,137	10,415,911,001
Transferred from construction in progress	8,459,024	216,410	-	-	93,220,403	101,895,837
Newly purchases	732,348	19,148,996	2,578,379	91,476	-	22,551,199
Foreign exchange differences	36,705,776	1,418,385	6,448,555	-	47,289,777	91,862,493
Disposal	-	-	-	-	(8,020,063)	(8,020,063)
As at 31 March 2026	3,341,009,600	280,512,888	731,969,218	4,537,507	6,266,171,254	10,624,200,467
Accumulated depreciation						
As at 31 December 2025	(725,251,453)	(115,512,507)	(257,958,232)	(4,084,147)	(1,413,443,121)	(2,516,249,460)
Depreciation for the period	(48,584,085)	(6,921,532)	(15,482,554)	(47,856)	(113,292,537)	(184,328,564)
Foreign exchange differences	(8,370,377)	(271,693)	(2,301,864)	-	(6,518,080)	(17,462,014)
Disposal	-	-	-	-	250,827	250,827
As at 31 March 2026	(782,205,915)	(122,705,732)	(275,742,650)	(4,132,003)	(1,533,002,911)	(2,717,789,211)
Net carrying amount						
As at 31 December 2025	2,569,860,999	144,216,590	464,984,052	361,884	4,720,238,016	7,899,661,541
As at 31 March 2026	2,558,803,685	157,807,156	456,226,568	405,504	4,733,168,343	7,906,411,256

NOTE TO THE INTERIM CONSOLIDATED FINANCIAL STATEMENT (continued)
Quarter I/2026**12. INTANGIBLE FIXED ASSETS**

			VND'000
	<i>Land use rights</i>	<i>Computer software</i>	<i>Total</i>
Cost			
As at 31 December 2025 and as at 31 March 2026	<u>612,210,015</u>	<u>15,127,865</u>	<u>627,337,880</u>
Accumulated amortisation			
As at 31 December 2025	(39,397,339)	(14,941,453)	(54,338,792)
Amortisation for the period	<u>(3,810,054)</u>	<u>(11,704)</u>	<u>(3,821,758)</u>
As at 31 March 2026	<u>(43,207,393)</u>	<u>(14,953,157)</u>	<u>(58,160,550)</u>
Net carrying amount			
As at 31 December 2025	<u>572,812,676</u>	<u>186,412</u>	<u>572,999,088</u>
As at 31 March 2026	<u>569,002,622</u>	<u>174,708</u>	<u>569,177,330</u>

13. INVESTMENT PROPERTIES

		VND'000
		<i>Buildings, structures</i>
Cost		
As at 31 December 2025 and as at 31 March 2026		<u>63,456,715</u>
Accumulated depreciation		
As at 31 December 2025		(14,653,847)
Depreciation for the period		<u>(637,394)</u>
As at 31 March 2026		<u>(15,291,241)</u>
Net carrying amount		
As at 31 December 2025		<u>48,802,868</u>
As at 31 March 2026		<u>48,165,474</u>

NOTES TO THE INTERIM CONSOLIDATED FINANCIAL STATEMENTS (continued)
Quarter I/2026**14. MATURE BEARER BIOLOGICAL LIVESTOCK**

	<i>VND'000</i>
	<i>Parent pigs</i>
Cost	
As at 31 December 2025	13,429,883
Newly purchases	9,357,231
Disposal	(3,295,107)
Reclassification	(4,860)
As at 31 March 2026	<u>19,487,147</u>
Accumulated depreciation	
As at 31 December 2025	(1,010,829)
Depreciation for the period	(707,060)
Disposal	161,335
As at 31 March 2026	<u>(1,556,554)</u>
Net carrying amount	
As at 31 December 2025	<u>12,419,054</u>
As at 31 March 2026	<u>17,930,593</u>



NOTE TO THE INTERIM CONSOLIDATED FINANCIAL STATEMENT (continued)
Quarter I/2026**15. BIOLOGICAL ASSETS**

	31 March 2026		31 December 2025		VND'000
	Historical cost	Recoverable amount	Historical cost	Recoverable amount	
Short-term					
Short-term consumable biological livestock					
<i>In which:</i>					
- Pork	55,694,398	55,694,398	34,499,693	34,499,693	
- Silkworm	30,677,613	30,677,613	16,759,210	16,759,210	
- Fish	9,697,382	9,697,382	6,540,967	6,540,967	
- Others	13,372,241	13,372,241	10,186,931	10,186,931	
Season crops	1,947,162	1,947,162	1,012,585	1,012,585	
	566,282,958	566,282,958	450,738,890	450,738,890	
<i>In which:</i>					
- Banana trees	326,871,911	326,871,911	300,661,783	300,661,783	
- Durian trees	189,790,448	189,790,448	123,135,743	123,135,743	
- Mulberry trees	21,104,037	21,104,037	17,914,101	17,914,101	
- Others	28,516,562	28,516,562	9,027,263	9,027,263	
	621,977,356	621,977,356	485,238,583	485,238,583	
Long-term					
Long-term consumable biological crops	18,273,540	18,273,540	27,046,989	27,046,989	
Immature bearer biological livestock	147,138,632	147,138,632	82,318,108	82,318,108	
	165,412,172	165,412,172	109,365,097	109,365,097	
TOTAL	787,389,528	787,389,528	594,603,680	594,603,680	

NOTES TO THE INTERIM CONSOLIDATED FINANCIAL STATEMENTS (continued)
Quarter I/2026

16. CONSTRUCTION IN PROGRESS

	VND'000	
	31 March 2026	31 December 2025
Orchards development costs	5,954,062,187	5,755,181,830
Planting coffee trees costs	2,191,920,003	1,762,214,333
Livestock projects	775,323,858	787,066,219
Buildings and manufacturing factories	43,604,927	35,343,946
Others	104,966,310	98,911,972
TOTAL	9,069,877,285	8,438,718,300

17. INVESTMENTS IN SUBSIDIARIES

Details of the Company's subsidiaries as at 31 March 2026 are as follows:

<i>Company names</i>	<i>Location</i>	<i>Status of operation</i>	<i>Date of establishment or acquisition</i>	<i>% holding</i>
Agriculture plantation sector				
(1) Hoang Anh Gia Lai International Investment Joint Stock Company	Gia Lai, Vietnam	Operating	31/1/2018	88.70
(2) Dai Thang Agricultural Development Co., Ltd.	Champasak, Laos	Operating	31/1/2018	88.70
(3) Khan Xay Agriculture Development Co., Ltd.	Attapeu, Laos	Operating	31/3/2020	88.70
(4) Gia Lai Livestock Joint Stock Company	Gia Lai, Vietnam	Operating	10/9/2020	97.94
(5) Lo Pang Livestock Joint Stock Company	Gia Lai, Vietnam	Operating	31/3/2022	86.33
(6) Bolaven High-Tech Agriculture Co., Ltd.	Champasak, Laos	Operating	1/4/2023	88.70
(7) Le Me Joint Stock Company	Gia Lai, Vietnam	Operating	20/6/2023	99.54
(8) Flour Manufacturing Co., Ltd.	Stung Treng, Campuchia	Operating	20/6/2023	99.54
(9) Tra Ba Animal Feed Processing Joint Stock Company	Gia Lai, Vietnam	Operating	20/6/2023	98.54
(10) Hoan Thinh Attapeu Agricultural Development One Member Co., Ltd.	Attapeu, Laos	Operating	20/6/2023	98.54
(11) Mang Yang Agricultural Joint Stock Company	Gia Lai, Vietnam	Operating	9/5/2025	95.56
(12) Souk Hong Heang Agricultural Development Co., Ltd.	Champasak, Laos	Operating	1/6/2025	88.70
(13) Bolaven Sturgeon Seafood Joint Stock Company	Gia Lai, Vietnam	Operating	9/6/2025	85.31
(14) Sturgeon Bolaven Paksong Sole Co., Ltd.	Champasak, Laos	Operating	9/6/2025	85.31

NOTES TO THE INTERIM CONSOLIDATED FINANCIAL STATEMENTS (continued)
Quarter I/2026**17. INVESTMENTS IN SUBSIDIARIES** (continued)

Details of the Company's subsidiaries as at 31 March 2026 are as follows (continued):

<i>Company names</i>	<i>Location</i>	<i>Status of operation</i>	<i>Date of establishment or acquisition</i>	<i>% holding</i>
<i>Agriculture plantation sector</i> (continued)				
(15)Phu Quy Gia Lai Agricultural Joint Stock Company	Gia Lai, Vietnam	Operating	11/12/2025	87.81
(16)Sanamxay Agriculture and Forestry Development Co.,Ltd.	Attapeu, Laos	Operating	11/12/2025	80.11
(17)Saysettha Agriculture and Forestry Development Sole Co.,Ltd.	Attapeu, Laos	Operating	11/12/2025	80.11
<i>Construction, trading and services sector</i>				
(18)LPBank Hoang Anh Gia Lai Sport Joint Stock Company	Gia Lai, Vietnam	Operating	12/1/2009	98.39
(19)Hoang Anh Gia Lai Vientiane Co., Ltd.	Vientiane, Laos	Pre-operating (i)	6/5/2010	100.00

(i) Pre-operating status represents subsidiary that is in investment phase and had not start its operation as at 31 March 2026.

18. INVESTMENTS IN OTHER ENTITIES

	<i>VND'000</i>	
	<i>31 March 2026</i>	<i>31 December 2025</i>
Hoang Anh Gia Lai Agricultural Joint Stock Company	-	909,019,966
Thanh Nien Media Corporation	6,200,000	6,200,000
Others	2,330,041	2,330,041
Total	8,530,041	917,550,007
Provision for long-term investments	(8,530,041)	(369,300,006)
NET	-	548,250,001

NOTES TO THE INTERIM CONSOLIDATED FINANCIAL STATEMENTS (continued)
Quarter I/2026**19. PREPAID EXPENSED**

	VND'000	
	31 March 2026	31 December 2025
Short-term		
Tools and supplies	481,013	1,174,793
Orchards development costs	21,235,140	44,261,977
Others	3,237,425	1,389,517
	<u>24,953,578</u>	<u>46,826,287</u>
Long-term		
Land clearance costs	266,764,876	-
Land rental fees	115,413,947	376,366,527
Orchards development costs	98,800,056	103,366,752
Tools and supplies	10,521,564	11,113,494
Other long-term prepaid expenses	22,725,683	26,803,789
	<u>514,226,126</u>	<u>517,650,562</u>
TOTAL	<u>539,179,704</u>	<u>564,476,849</u>

20. SHORT-TERM TRADE PAYABLES

	VND'000	
	31 March 2026	31 December 2025
Payable for purchase of goods and services	885,499,753	842,891,845
Payable for purchase of fixed assets	23,628,805	39,315,917
Payable to construction contractors	12,999,616	22,517,181
Payable for purchase of land use rights	5,443,365	5,385,320
TOTAL	<u>927,571,539</u>	<u>910,110,263</u>

Included in trade payables were amounts due to related parties aggregating to VND'000 29,314,797 as at 31 March 2026 (Note 33).

21. SHORT-TERM ADVANCES FROM CUSTOMERS

	VND'000	
	31 March 2026	31 December 2025
Advances from trade customers	<u>217,751,314</u>	<u>231,479,406</u>

NOTES TO THE INTERIM CONSOLIDATED FINANCIAL STATEMENTS (continued)
Quarter I/2026**22. TAXES**

	VND'000			
	<i>Beginning balance</i>	<i>During the period</i>	<i>Paid during the period</i>	<i>Ending balance</i>
Receivables				
Value-added tax	27,600,604	150,742,991	(142,813,505)	35,530,090
Others	3,420,825	(125,360)	-	3,295,465
TOTAL	<u>31,021,429</u>	<u>150,617,631</u>	<u>(142,813,505)</u>	<u>38,825,555</u>
Payables				
Value-added tax payable	19,513,705	467,821	(2,750,430)	802,548
Personal income tax	3,085,157	497,525	(18,404,070)	1,607,160
Others	-	1,715,795	(1,031,910)	683,885
TOTAL	<u>22,598,862</u>	<u>2,681,141</u>	<u>(22,186,410)</u>	<u>3,093,593</u>

23. ACCRUED EXPENSES

	VND'000	
	<i>31 March 2026</i>	<i>31 December 2025</i>
Short-term		
Loans and bond interest expenses	172,337,621	2,186,829,553
Operating costs	70,797,647	89,382,923
Others	6,902,051	6,774,968
	<u>250,037,319</u>	<u>2,282,987,444</u>
Long-term		
Interest expenses	38,372,326	36,329,134
TOTAL	<u>288,409,645</u>	<u>2,319,316,578</u>

NOTES TO THE INTERIM CONSOLIDATED FINANCIAL STATEMENTS (continued)
Quarter I/2026**24. OTHER PAYABLES**

	VND'000	
	31 March 2026	31 December 2025
Short-term		
Payables to other individuals and companies	1,499,510,362	62,620,187
Payables to employees	1,588,171	9,706,921
Others	49,767,473	46,412,153
	1,550,866,006	118,739,261
Long-term		
Payables to other individuals and companies	35,232,114	217,210,195
Payable to BCC	2,200,000	-
Payable to land rent	5,493,222	5,537,879
	42,925,336	222,748,074
TỔNG CỘNG	1,593,791,342	341,487,335

Included in payables due from related parties were short-term amounts due to related parties aggregating to VND'000 240,571,513 as at 31 March 2026 (Note 33).

25. LOANS

	VND'000	
	31 March 2026	31 December 2025
Short-term		
Short-term banks loans (Note 25.1)	5,047,663,841	5,039,319,600
Current portion of long-term bank loans (Note 25.3)	323,362,589	333,418,316
Current portion of long-term bonds (Note 25.2)	-	1,099,000,000
	5,371,026,430	6,471,737,916
Long-term		
Long-term bonds (Note 25.2)	989,557,222	987,332,222
Long-term loans from banks (Note 25.3)	296,934,292	297,576,892
Long-term loans from companies (Note 25.4)	140,641,217	144,891,217
	1,427,132,731	1,429,800,331
TOTAL	6,798,159,161	7,901,538,247



NOTES TO THE INTERIM CONSOLIDATED FINANCIAL STATEMENTS (continued)
Quarter I/2026**25. LOANS** (continued)**25.1 Short-term banks loans**

	VND'000	
	31 March 2026	31 December 2025
Orient Commercial Bank - Head Office Business Center	3,429,100,259	3,429,160,732
Tien Phong Commercial Joint Stock Bank - Ha Noi Branch	672,390,000	663,490,000
Sai Gon Thuong Tin Commercial Joint Stock Bank - Gia Lai Branch	399,996,792	399,997,020
Ho Chi Minh City Development Joint Stock Commercial Bank - Dong Nai Branch	259,886,491	259,939,669
Sacombank Laos - Champasak Branch	206,410,925	206,854,473
Sacombank (Cambodia) PLC - Pochentong Branch	79,879,374	79,877,706
TOTAL	<u>5,047,663,841</u>	<u>5,039,319,600</u>

25.2 Domestic straight bonds

As at the end of the period, outstanding domestic straight bonds comprised as detailed below:

<i>Arrangement organizations</i>	<i>Date of issuance</i>	<i>Amount</i> (VND'000)	<i>Maturity date</i>
OCBS Securities Joint Stock Company ("OCBS")	8 August 2025	1,000,000,000	8 August 2028
Cost of bonds issuance		<u>(10,442,778)</u>	
TOTAL		<u>989,557,222</u>	
<i>In which:</i>			
<i>Non-current portion</i>		989,557,222	



NOTES TO THE INTERIM CONSOLIDATED FINANCIAL STATEMENTS (continued)
Quarter I/2026**25. LOANS** (continued)**25.3 Long-term bank loans**

	VND'000	
	31 March 2026	31 December 2025
Laos Viet Joint Venture Bank	307,215,207	317,395,600
Orient Commercial Bank - Head Office Business Center	217,894,492	217,894,492
Sacombank Laos - Champasak Branch	95,187,182	95,705,116
TOTAL	620,296,881	630,995,208
<i>In which:</i>		
<i>Non-current portion</i>	323,362,589	333,418,316
<i>Current portion</i>	296,934,292	297,576,892

25.4 Long-term loans from companies

	Ngân VND	
	31 March 2026	31 December 2025
Mrs Ho Thi Kim Chi	67,762,000	72,012,000
M.I.S.C Binh Duong Service Trading Company Limited	60,543,783	60,543,783
PC General Joint Stock Company	12,335,434	12,335,434
TOTAL	140,641,217	144,891,217
<i>In which:</i>		
<i>Non-current portion</i>	140,641,217	144,891,217



Hoang Anh Gia Lai Joint Stock Company

B09a-DN/HN

NOTE TO THE INTERIM CONSOLIDATED FINANCIAL STATEMENT (continued)
Quarter I/2026

26. OWNER'S EQUITY

26.1 Increase and decrease in owners' equity

	Share capital	Share premium	Treasury shares	Foreign exchange differences	Accumulated (losses) profit	Total
						VND'000
Quarter I/2025						
As at 31 December 2025	10,574,679,470	-	(686,640)	(1,407,086,490)	(422,660,071)	8,744,246,269
Net profit for the period	-	-	-	-	340,703,653	340,703,653
Foreign exchange differences	-	-	-	58,654,501	-	58,654,501
Remunerations for members of BODs and management	-	-	-	-	(768,000)	(768,000)
As at 31 March 2026	10,574,679,470	-	(686,640)	(1,348,431,989)	(82,724,418)	9,142,836,423
Quarter I/2026						
As at 31 December 2025	12,674,679,470	408,450,000	(686,640)	(1,263,592,326)	1,392,652,658	13,211,503,162
Net profit for the period	-	-	-	-	1,125,563,507	1,125,563,507
Foreign exchange differences	-	-	-	257,034,776	-	257,034,776
Transactions with non-controlling shareholders	-	-	-	-	145,680,999	145,680,999
Remunerations for members of BODs and management	-	-	-	-	(768,000)	(768,000)
As at 31 March 2026	12,674,679,470	408,450,000	(686,640)	(1,006,557,550)	2,663,129,164	14,739,014,444

NOTES TO THE INTERIM CONSOLIDATED FINANCIAL STATEMENTS (continued)
Quarter I/2026**26. OWNERS' EQUITY** (continued)**26.2 Shares**

	<i>31 March 2026</i>	<i>31 December 2025</i>
	<i>Shares</i>	<i>Shares</i>
Shares authorised to be issued	1,267,467,947	1,267,467,947
Shares issued and fully paid	1,267,467,947	1,267,467,947
<i>Ordinary shares</i>	1,267,467,947	1,267,467,947
Treasury shares	68,664	68,664
<i>Ordinary shares</i>	68,664	68,664
Outstanding shares	1,267,399,283	1,267,399,283
<i>Ordinary shares</i>	1,267,399,283	1,267,399,283

The Company's common shares were issued with a par value of 10,000 VND/share. Shareholders holding common shares of the Company are entitled to dividends announced by the Company. Each ordinary share can exercise one decision, without limitation.

190:
 CÔNG
 CỔ
 PHẦN
 HOANG
 ANH
 GIA
 LAI
 TỈNH
 ĐÀ
 NẴNG

NOTE TO THE INTERIM CONSOLIDATED FINANCIAL STATEMENT (continued)
Quarter I/2026

27. REVENUES	Quarter I		Accumulated from the beginning of the year		VND'000
	Current year	Previous year	Current year	Previous year	
27.1 Revenues from sale of goods and rendering of services					
Gross revenues	1,806,182,972	1,390,061,943	1,806,182,972	1,390,061,943	
<i>In which:</i>					
Revenue from sale of fruits	1,336,832,723	1,000,196,195	1,336,832,723	1,000,196,195	
Revenue from sale of goods	437,621,420	311,174,620	437,621,420	311,174,620	
Revenue from sale of pigs	15,618,736	75,962,666	15,618,736	75,962,666	
Rendering of rental services	16,110,093	2,728,462	16,110,093	2,728,462	
Less	(22,110,675)	(10,305,819)	(22,110,675)	(10,305,819)	
Sales deductions	(22,110,675)	(10,305,819)	(22,110,675)	(10,305,819)	
Net revenues	1,784,072,297	1,379,756,124	1,784,072,297	1,379,756,124	
<i>In which:</i>					
Revenue from sale of fruits	1,314,722,048	989,890,376	1,314,722,048	989,890,376	
Revenue from sale of goods	437,621,420	311,174,620	437,621,420	311,174,620	
Revenue from sale of pigs	15,618,736	75,962,666	15,618,736	75,962,666	
Rendering of rental services	16,110,093	2,728,462	16,110,093	2,728,462	

NOTE TO THE INTERIM CONSOLIDATED FINANCIAL STATEMENT (continued)
Quarter I/2026**27. REVENUES** (continued)**27.2 Financial income**

	Quarter I		Accumulated from the beginning of the period	
	Current year	Previous year	Current year	Previous year
Interest income from loans to other parties	55,549,462	51,854,009	55,549,462	51,854,009
Gain on disposal of investments	46,447,971	-	46,447,971	-
Interest income from deposits with banks	3,335,594	38,706	3,335,594	38,706
Foreign exchange gains	852,626	6,200,657	852,626	6,200,657
TOTAL	106,185,653	58,093,372	106,185,653	58,093,372

VND'000

28. COSTS OF GOODS SOLD AND SERVICES RENDERED

	Quarter I		Accumulated from the beginning of the period	
	Current year	Previous year	Current year	Previous year
Cost of fruits sold	684,627,642	438,678,844	684,627,642	438,678,844
Cost of goods sold	430,363,841	308,411,412	430,363,841	308,411,412
Cost of pigs	24,570,699	53,207,016	24,570,699	53,207,016
Cost of rendering other services	18,719,398	14,999,558	18,719,398	14,999,558
TOTAL	1,158,281,580	815,296,830	1,158,281,580	815,296,830

VND'000



NOTE TO THE INTERIM CONSOLIDATED FINANCIAL STATEMENT (continued)
Quarter I/2026**29. FINANCIAL EXPENSES**

	Quarter I		Accumulated from the beginning of the period	
	Current year	Previous year	Current year	Previous year
Borrowing expenses	167,148,834	142,662,376	167,148,834	142,662,376
Foreign exchange losses	4,507,334	74,152	4,507,334	74,152
Provision (reversal provision) for long-term investments	-	(45,687,500)	-	(45,687,500)
Loss from disposal of investments	-	6,238,932	-	6,238,932
Exempted interest expense	(750,000,000)	-	(750,000,000)	-
Others	1,820,005	5,465,726	1,820,005	5,465,726
TOTAL	(576,523,827)	108,753,686	(576,523,827)	108,753,686

VND'000

30. SELLING EXPENSES AND GENERAL AND ADMINISTRATIVE EXPENSES

	Quarter I		Accumulated from the beginning of the period	
	Current year	Previous year	Current year	Previous year
Selling expenses	83,697,439	110,050,051	83,697,439	110,050,051
Transportation expenses and external services	64,072,217	60,120,900	64,072,217	60,120,900
Labour costs	1,983,037	1,336,443	1,983,037	1,336,443
Depreciation and amortisation	1,072,424	1,146,765	1,072,424	1,146,765
Others	16,569,761	47,445,943	16,569,761	47,445,943
General and administrative expenses	43,992,413	36,486,579	43,992,413	36,486,579
Labour costs	23,387,167	19,661,651	23,387,167	19,661,651
External services	10,641,031	10,171,300	10,641,031	10,171,300
Depreciation and amortisation	2,449,250	2,579,528	2,449,250	2,579,528
Others	7,514,965	4,074,100	7,514,965	4,074,100
TOTAL	127,689,852	146,536,630	127,689,852	146,536,630

VND'000

NOTE TO THE INTERIM CONSOLIDATED FINANCIAL STATEMENT (continued)
Quarter I/2026**31. OTHER INCOME AND EXPENSES**

	Quarter I		Accumulated from the beginning of the period	
	Current year	Previous year	Current year	Previous year
Other incomes	16,075,678	5,903,598	16,075,678	5,903,598
Other incomes	16,075,678	5,903,598	16,075,678	5,903,598
Other expenses	34,178,791	14,660,891	34,178,791	14,660,891
Expenses from disposal of assets	18,276,084	42,622	18,276,084	42,622
Cost of converting orchards	5,512,878	-	5,512,878	-
Depreciation of idle assets	1,772,357	375,332	1,772,357	375,332
Penalty expenses	19,417	253,289	19,417	253,289
Other expenses	8,598,055	13,989,648	8,598,055	13,989,648
OTHER LOSS	(18,103,113)	(8,757,293)	(18,103,113)	(8,757,293)

NOTES TO THE INTERIM CONSOLIDATED FINANCIAL STATEMENTS (continued)
Quarter I/2026

32. CORPORATE INCOME TAX

The Company has the obligation to pay corporate income tax ("CIT") at the rate of 20% of taxable profits.

The Group's subsidiaries located at Laos and Cambodia have the obligations to pay CIT at the rates respectively, of their taxable profits. They are also entitled to CIT exemption and reduction in accordance with their respective business registration certificates, investment licences and applicable tax regulations.

The Group's tax returns are subject to examination by the tax authorities. Because the application of tax laws and regulations to many types of transactions is susceptible to varying interpretations, the amounts reported in the interim consolidated financial statements could be changed at a later date upon final determination by the tax authorities.

The current tax payable is based on taxable profit for the period. Taxable profit differs from profit as reported in the interim consolidated income statement because it excludes items of income or expense that are taxable or deductible in other period and it further excludes items that are never taxable or deductible. The Group's liability for current tax is calculated using applicable tax rates that have been enacted by the interim consolidated statement of financial position date.

The CIT expense for the period comprised of:

	VND'000	
	Quarter I/2026	Quarter I/2025
Deferred tax income	<u>(9,956,592)</u>	<u>(1,907,027)</u>

NOTES TO THE INTERIM CONSOLIDATED FINANCIAL STATEMENTS (continued)
Quarter I/2026**32. CORPORATE INCOME TAX (continued)****32.1 Current income tax**

	VND'000	
	Quarter I/2026	Quarter I/2025
Accounting profit before tax	1,162,707,232	358,505,057
Adjustments to increase (decrease) in accounting profit:		
Unrealised intra-group profits	21,680,052	25,250,064
Expenses without adequate supporting documents	1,551,826	671,373
Unrealized foreign exchange differences	4,097,429	(5,923,784)
Reversal of provisions for investments in subsidiaries	(415,054,685)	(430,193,830)
Profit from activities which are tax exempted	712,985,120	-
Others	221,102,980	51,691,120
Adjusted net profit before loss carried forward	1,709,069,954	-
Tax loss carried forward	(1,709,069,954)	-
CIT payable at beginning of period	-	103,625
CIT paid during the period	-	(37,667)
CIT payable at end of period	-	65,958

32.2 Deferred CIT tax

The following comprise the Group's deferred tax assets and deferred tax liabilities recognized by the Group and the movements thereon during the period:

	Interim consolidated statement of financial position		VND'000
	31 March 2026	31 December 2025	Interim consolidated income statement
Deferred tax liabilities			
Fair value adjustment on assets acquired in business combination	369,840,367	378,630,448	(8,790,081)
Reversal of provisions for receivables	5,535,514	5,535,514	
Foreign exchange difference	74,667	1,241,178	(1,166,511)
	375,450,548	385,407,140	
Net deferred tax income			(9,956,592)



NOTES TO THE INTERIM CONSOLIDATED FINANCIAL STATEMENTS (continued)
Quarter I/2026**33. TRANSACTIONS WITH RELATED PARTIES**

Significant transactions with related parties in period were as follows:

<i>Related parties</i>	<i>Relationship</i>	<i>Transactions</i>	<i>VND'000 Amounts</i>
Linh Khang Packaging One Member Company Limited	Related company	Purchase of goods	10,364,113
Tay Nguyen Agricultural Services Company Limited	Related company	Interest income Purchase of goods	20,123,294 3,250,417
Dong Gia Lai Food Processing Joint Stock Company	Related company	Interest income	10,713,552
Mrs Ho Thi Kim Chi	Related party	Interest expense	1,699,953

Amounts due to and due from related parties as at 31 March 2026 were as follows:

<i>Related parties</i>	<i>Relationship</i>	<i>Transactions</i>	<i>VND'000 Amounts</i>
Short-term trade receivables (Note 5)			
Tay Nguyen Agricultural Services Company Limited	Related company	Sales of goods	680,314,585
Dong Gia Lai Food Processing Joint Stock Company	Related company	Sales of goods	83,291,734
Other related parties	Related party	Others	812,653
TOTAL			<u>764,418,972</u>

Short-term advances to suppliers (Note 6)

Tay Nguyen Agriculture Services Company Limited	Related company	Advances for purchasing goods	67,028,541
Hoang Anh Gia Lai Wooden Furniture Joint Stock Company	Related company	Advances for purchasing goods	439,438
TỔNG CỘNG			<u>67,467,979</u>

Short-term held-to-maturity investments (Note 7)

Thanh Trung Agricultural Company Limited	Related company	BCC Lending	820,000,000 1,733,096
Công ty TNHH Dịch vụ Nông nghiệp Tây Nguyên	Công ty liên quan	Lending Interest income	1,011,827,287 89,930,749
Công ty Cổ phần Chế biến Thức ăn Gia súc Đông Gia Lai	Công ty liên quan	Lending	490,713,549
Công ty Cổ phần Gỗ Hoàng Anh Gia Lai	Công ty liên quan	Lending	14,200
TỔNG CỘNG			<u>2,414,218,881</u>

NOTES TO THE INTERIM CONSOLIDATED FINANCIAL STATEMENTS (continued)
Quarter I/2026**33. TRANSACTIONS WITH RELATED PARTIES** (continued)

Amounts due to and due from related parties as at 31 December 2025 were as follows (continued):

<i>Related parties</i>	<i>Relationship</i>	<i>Transactions</i>	<i>VND'000 Amounts</i>
<i>Other short-term receivables</i> (Note 9)			
Tay Nguyen Agriculture Services Company Limited	Related company	Lending	20,408,725
		Others	22,000
Dong Gia Lai Food Processing Joint Stock Company	Related company	Lending	6,541
Others	Related party	Others	1,109,061
TOTAL			<u>21,546,327</u>
<i>Short-term trade payables</i> (Note 20)			
Linh Khang Packaging One Member Company Limited	Related company	Purchase of goods	15,494,661
Hoang Anh Gia Lai Wooden Furniture Joint Stock Company - Hoang Anh Gia Lai Plastic Factory Branch	Related company	Purchase of goods	12,928,620
Others	Related party	Others	891,516
TOTAL			<u>29,314,797</u>
<i>Other long-term payables</i> (Note 24)			
Tay Nguyen Agriculture Services Company Limited	Related company	Borrowing	238,524,728
Hoang Anh Gia Lai Wooden Furniture Joint Stock Company	Related company	Borrowing	2,046,785
TỔNG CỘNG			<u>240,571,513</u>

NOTES TO THE INTERIM CONSOLIDATED FINANCIAL STATEMENTS (continued)

Quarter I/2026

34. RECLASSIFICATION OF CORRESPONDING DATE DUE TO THE APPLICATION OF CIRCULAR 99

Certain corresponding figures on the consolidated financial statements as at 31 December 2025 have been reclassified to reflect the presentation of the current year's consolidated financial statements in accordance with Circular 99. Details are as follows:

	<i>Beginning balance</i>	<i>Reclassified</i>	<i>VND'000 Beginning balance (reclassified)</i>
INTERIM CONSOLIDATED FINANCIAL STATEMENTS			
Short-term held-to-maturity investments	-	4,383,588,965	4,383,588,965
Other short-term investments	-	280,073,713	280,073,713
Other short-term receivables	2,522,712,107	(1,842,840,762)	679,871,345
Inventories	771,613,593	(562,196,280)	209,417,313
Short-term consumable biological livestock	-	34,499,693	34,499,693
Seasonal crops	-	450,738,890	450,738,890
Short-term prepaid expenses	46,826,287	-	46,826,287
Tangible fixed assets	7,898,812,876	848,665	7,899,661,541
Bearer biological livestock	-	94,737,162	94,737,162
Immature bearer biological livestock	-	82,318,108	82,318,108
Mature bearer biological livestock	-	12,419,054	12,419,054
Long-term consumable biological livestock	-	27,046,989	27,046,989
Construction in progress	8,471,125,700	(32,407,400)	8,438,718,300
Long-term prepaid expenses	530,069,616	(12,419,054)	517,650,562
Share premium	408,450,000	-	408,450,000
Treasury shares	(686,640)	-	(686,640)

NOTES TO THE INTERIM CONSOLIDATED FINANCIAL STATEMENTS (continued)
Quarter I/2026

35. EVENTS AFTER THE REPORTING PERIOD

There is no other matter or circumstance that has arisen since the reporting period that requires adjustment or disclosure in the interim consolidated financial statements of the Company.




Pham Thi Thu Ha
Preparer

29 April 2026



Le Truong Y Tram
Chief Accountant



Nguyen Xuan Thang
General Director

